

Fitting Instructions:

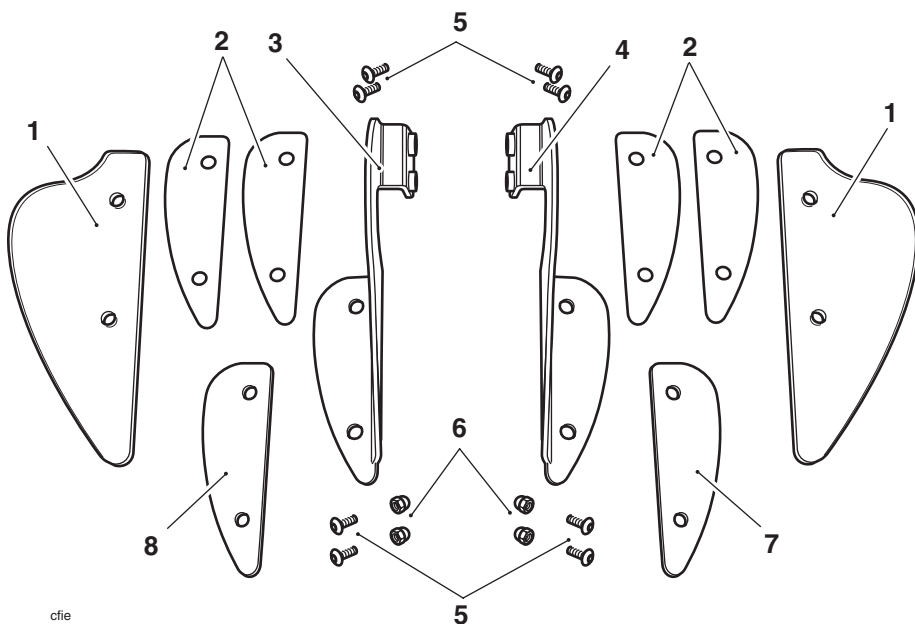
Thunderbird

Lower Air Deflector - A9741047

Thank you for choosing this Triumph genuine accessory kit. This accessory kit is the product of Triumph's use of proven engineering, exhaustive testing, and continuous striving for superior reliability, safety and performance.

Completely read all of these instructions before commencing the installation of the accessory kit in order to become thoroughly familiar with the kit's features and the installation process.

These instructions should be considered a permanent part of your accessory kit, and should remain with it even if your accessory equipped motorcycle is subsequently sold.



Parts Supplied:

1. Deflector	2 off	5. Screw, M6 x 16 mm	8 off
2. Gasket, deflector	4 off	6. Nut, M6	4 off
3. Bracket - left hand	1 off	7. Chrome face plate - right hand	1 off
4. Bracket - right hand	1 off	8. Chrome face plate - left hand	1 off

**Warning**

This accessory kit is designed for use on Triumph Thunderbird motorcycles only and should not be fitted to any other Triumph model or to any other manufacturer's motorcycle. Fitting this accessory kit to any other Triumph model, or to any other manufacturer's motorcycle, may interfere with the rider and could affect the handling, stability or other aspects of the motorcycle's operation which may result in loss of motorcycle control and an accident.

**Warning**

Always have Triumph approved parts, accessories and conversions fitted by a trained technician of an authorised Triumph dealer. The fitment of parts, accessories and conversions by a technician who is not of an authorised Triumph dealer may affect the handling, stability or other aspects of the motorcycle's operation which may result in loss of motorcycle control and an accident.

**Warning**

Throughout this operation, ensure that the motorcycle is stabilised and adequately supported on a paddock stand to prevent risk of injury from the motorcycle falling.

**Warning**

A torque wrench of known accurate calibration must be used when fitting this accessory kit. Failure to tighten any of the fasteners to the correct torque may affect motorcycle performance, handling and stability. This may result in loss of motorcycle control and an accident.

**Caution**

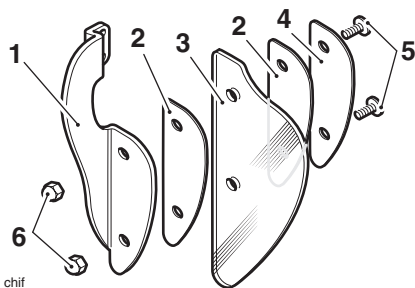
When assembling and dismantling the deflector and chrome face plate care should be taken not to damage the finished surface.

Note:

- **Before fitting this accessory kit, ensure the owner of the motorcycle has been informed of the warnings contained in these instructions.**

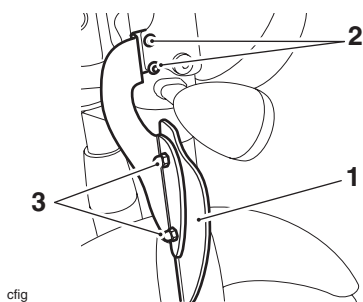
To fit the lower air deflector kit, the Windshield Mounting Kit - A9758116 must be fitted to the motorcycle.

1. As shown in the illustration below, assemble the left and right hand deflector, face plate, gaskets and brackets with the M6 x 16 mm screws and nuts provided. Do not fully tighten the nuts at this stage.



- chif
1. **Bracket**
 2. **Gaskets**
 3. **Deflector**
 4. **Face plate**
 5. **M6 x 16 mm screws**
 6. **Nuts**

2. As shown in the illustration below, fit the right air deflector assembly to the windshield upper mounting bracket. Tighten the M6 x 16 mm screws to **10 Nm**. Tighten the nuts to **10 Nm**.



- cfig
1. **Air deflector assembly**
 2. **M6 x 16 mm screws**
 3. **Nuts**

3. Repeat step 2 for the left hand side.

Warning

After fitting the accessory kit the motorcycle will exhibit new handling characteristics. Operate the motorcycle in a safe area free from traffic to gain familiarity with any new characteristics. Operation of the motorcycle when not familiar with any new handling characteristics may result in loss of motorcycle control and an accident.

Warning

If, after fitment of this accessory kit, you have any doubt about the performance of any aspect of the motorcycle, contact an authorised Triumph dealer and do not ride the motorcycle until the authorised dealer has declared it fit for use. Riding a motorcycle when there is any doubt as to any aspect of the performance of the motorcycle may result in loss of control of the motorcycle leading to an accident.

**Warning**

Never ride an accessory equipped motorcycle (including those fitted with Triumph approved windshields and luggage systems) at speeds above 80 mph (130 km/h).

The presence of accessories such as windshields and luggage systems will cause changes to the stability and handling of the motorcycle. Failure to allow for changes in motorcycle stability may lead to loss of control or an accident.

Remember that the 80 mph (130 km/h) limit will be reduced by the fitting of non-approved accessories, incorrect loading, worn tyres, overall motorcycle condition and poor road or weather conditions.

**Warning**

Only operate this Triumph motorcycle at high speed in closed-course on road competition or on closed-course racetracks. High speed operation should only be attempted by riders who have been instructed in the techniques necessary for high speed riding and are familiar with the motorcycle's characteristics in all conditions.

High speed operation in any other circumstances is dangerous and will lead to loss of motorcycle control and an accident.

**Warning**

This motorcycle must not be operated above the legal road speed limit except in authorised closed-course conditions.