

Fitting Instructions:

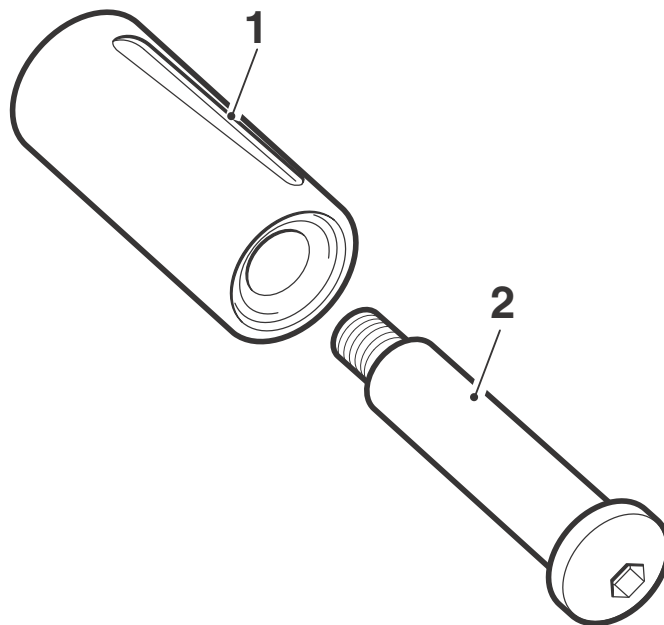
Thunderbird, Thunderbird Commander, Thunderbird LT, Thunderbird Storm and Thunderbird Storm ABS

A9718011

Thank you for choosing this Triumph genuine accessory kit. This accessory kit is the product of Triumph's use of proven engineering, exhaustive testing, and continuous striving for superior reliability, safety and performance.

Completely read all of these instructions before commencing the installation of the accessory kit in order to become thoroughly familiar with the kit's features and the installation process.

These instructions should be considered a permanent part of your accessory kit, and should remain with it even if your accessory equipped motorcycle is subsequently sold.



Parts Supplied:

- | | | | | | |
|----|------------------------|-------|----|-----------------|-------|
| 1. | Rubber gear change peg | 1 off | 2. | Gear change pin | 1 off |
|----|------------------------|-------|----|-----------------|-------|



Warning

This accessory kit is designed for use on Triumph Thunderbird, Thunderbird Commander, Thunderbird LT, Thunderbird Storm and Thunderbird Storm ABS motorcycles only and should not be fitted to any other manufacturer's motorcycle. Fitting this accessory kit to any other manufacturer's motorcycle will affect the performance, stability and handling of the motorcycle. This may affect the rider's ability to control the motorcycle and could cause an accident.



Warning

Always have Triumph approved parts, accessories and conversions fitted by a trained technician of an authorised Triumph dealer. The fitment of parts, accessories and conversions by a technician who is not of an authorised Triumph dealer may affect the handling, stability or other aspects of the motorcycle's operation which may result in loss of motorcycle control and an accident.



Warning

Throughout this operation, ensure that the motorcycle is stabilised and adequately supported to prevent risk of injury from the motorcycle falling.



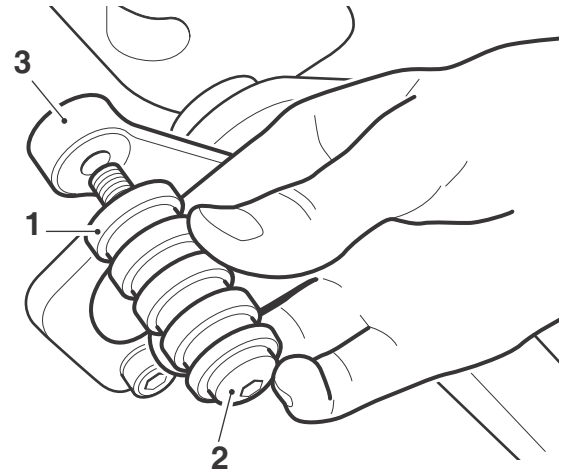
Warning

A torque wrench of known accurate calibration must be used when fitting this accessory kit. Failure to tighten any of the fasteners to the correct torque specification may result in loss of motorcycle control and an accident.

1. Remove the gear change peg and pin. Retain the parts if the motorcycle is to be returned to its original condition.

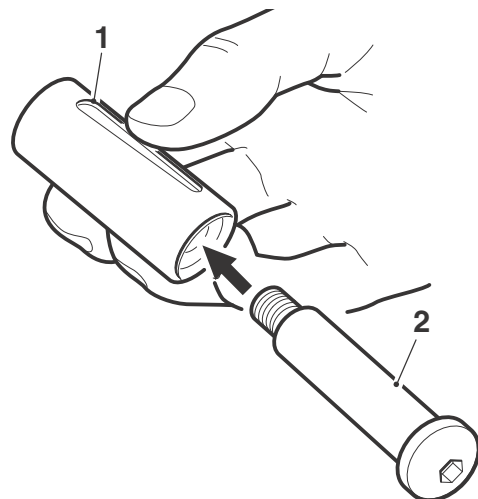
Note:

- **A suitable thread locking compound must be applied to the original pin threads if it is re-used.**



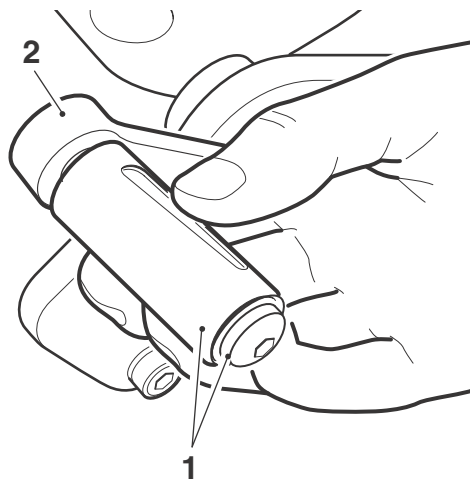
1. Peg
2. Pin
3. Lever

2. Carefully remove all traces of thread locking compound from the thread in the gear lever.
3. Fit the new pin into the rubber peg from the kit.



1. Rubber peg
2. Pin

4. Fit the new assembly to the gear lever. Tighten to **12 Nm**.



1. Peg and pin assembly
2. Gear lever

! Warning

If, after fitment of this accessory kit, you have any doubt about the performance of any aspect of the motorcycle, contact an authorised Triumph dealer and do not ride the motorcycle until the authorised dealer has declared it fit for use. Riding a motorcycle when there is any doubt as to any aspect of the performance of the motorcycle may result in loss of control of the motorcycle leading to an accident.

! Warning

Never ride an accessory equipped motorcycle at speeds above 80 mph (130 km/h).

The presence of accessories will cause changes in the stability and handling of the motorcycle. Failure to allow for changes in motorcycle stability may lead to loss of control or an accident.

Remember that the 80 mph (130 km/h) limit will be reduced by the fitting of non-approved accessories, incorrect loading, worn tyres, overall motorcycle condition and poor road or weather conditions.

! Warning

Only operate this Triumph motorcycle at high speed in closed-course on road competition or on closed-course racetracks. High speed operation should only be attempted by riders who have been instructed in the techniques necessary for high speed riding and are familiar with the motorcycle's characteristics in all conditions.

High speed operation in any other circumstances is dangerous and will lead to loss of motorcycle control and an accident.

! Warning

The motorcycle must not be operated above the legal road speed limit except in closed-course conditions.